

Zoccoli Plinths

Zoccoli in plastica rivestiti

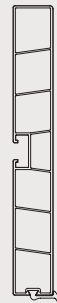
Coated Plastic plinths



Serie 10
pag.64



Serie 20
pag.65



Serie 50
pag.68



Serie 80
pag.70

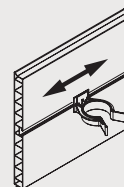
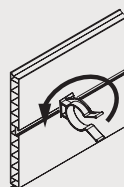
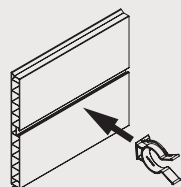
La Volpato Industrie è in grado di fornire un vasto assortimento di zoccoli, in tutte le altezze richieste. Sono realizzati in compound termoplastico rigido o in lega di alluminio e sono dotati di guarnizione realizzata in compound morbido.

Gli zoccoli in termoplastico sono rivestiti con le finiture richieste, i profili in lega di alluminio sono provvisti di una finitura anodizzata a scopo protettivo e decorativo. Inoltre sono completati da una serie di pezzi speciali personalizzati e da diverse serie di accessori angolo in grado di soddisfare tutte le esigenze di design del mobile.

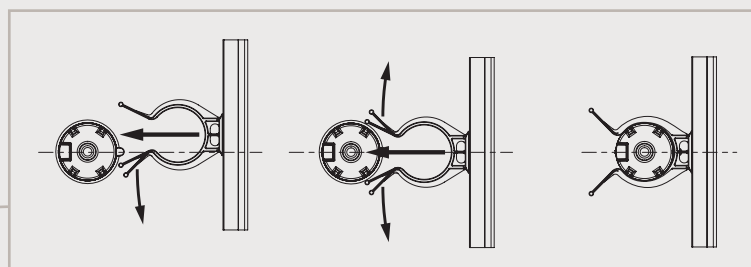
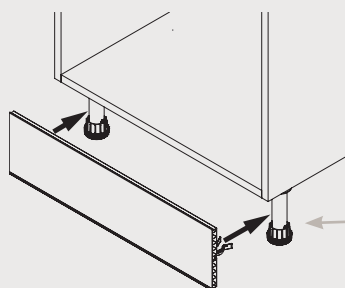
Volpato Industrie produces a wide range of plinths, available in all heights required. Our plinths are produced in thermoplastic compound or in aluminum alloy always with a soft bottom gasket. Plastic plinths are wrapped with foils made by various materials, plinths in aluminum alloy have different finishes and are anodized for aesthetical and functional purposes. All plinth series can be integrated with special pieces tailor-made for the customer and all corners and connectors needed for furniture construction.

Guida all'installazione | installation guide

> Step 1




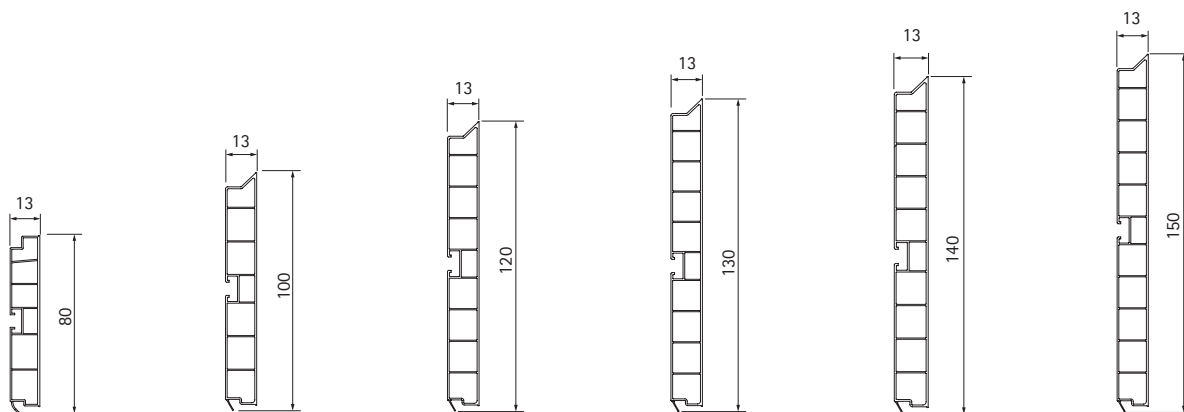
> Step 2






Serie 10 > Zoccoli in plastica rivestiti Plastic coated plinths

Tipologia di altezze e profili disponibili Types of heights and profiles available



Profilo superiore Serie 1T
Serie 1T profile



Profilo superiore
Serie 10/12/13/14/15
Serie 10/12/13/14/15 profile



Code	mm	mm	m	kg	m
20/08.400	80	4.000	60	18	180
20/10.400	100	4.000	60	21	180
20/12.400	120	4.000	60	26	180
20/13.400	130	4.000	60	24	144
20/14.400	140	4.000	48	21	144
20/15.400	150	4.000	48	26	144

Finitura: rivestito.
Finish: coated.

Pezzi speciali Special pieces



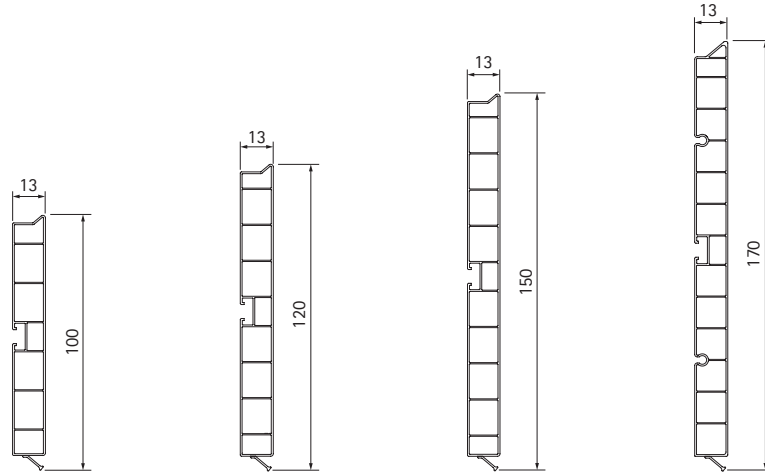
24/10.449
24/12.449
24/13.449
24/14.449
24/15.449

22/1T.
22/10.
22/12.
22/13.
22/14.
22/15.

23/1T.
23/10.
23/12.
23/13.
23/14.
23/15.

Serie 20 > Zoccoli in plastica rivestiti Plastic coated plinths

Tipologia di altezze e profili disponibili Types of heights and profiles available



Profilo superiore
Serie 20/22/25/27
Serie 20/22/25/27/ profile



Code	mm	mm	m	kg	m
20/20.400	100	4.000	60	18	180
20/22.400	120	4.000	60	24	180
20/25.400	150	4.000	48	23	144
20/27.400	170	4.000	48	24	144

Finitura: rivestito.
Finish: coated.

Pezzi speciali Special pieces



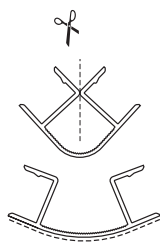
24/20.449
24/22.449
24/25.449
24/27.449

22/20.
22/22.
22/25.
22/27.

23/20.
23/22.
23/25.
23/27.

Accessori Accessories >

Serie 1T-08-10-12-13-14-15
Serie 20-22-25-27

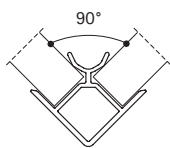


Multiangolo 90°
Multicorner 90°



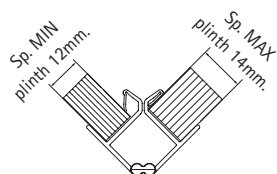
Code	mm	pcs
21/195T	80	200
21/1950	100	200
21/1952	120	200
21/1953	130	200
21/1954	140	200
21/1955	150	200
21/1957	170	200

Adatto a realizzare angoli esterni con
apertura compresa tra 90° e 135°.
Suitable for external corners with spread
between 90° and 135°.



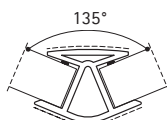
Code	mm	pcs
21/19FT	80	200
21/19F0	100	200
21/19F2	120	200
21/19F3	130	200
21/19F4	140	200
21/19F5	150	200
21/19F7	170	200

Angolo 90°
Corner 90°



Code	mm	pcs
21/19.HT	80	100
21/19.H0	100	100
21/19.H2	120	100
21/19.H3	130	100
21/19.H4	140	100
21/19.H5	150	100
21/19.H7	170	100

Angolo Jolly
Jolly corner
Pag.62

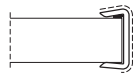


Code	mm	pcs
21/19GT	80	200
21/19G0	100	200
21/19G2	120	200
21/19G3	130	200
21/19G4	140	200
21/19G5	150	200
21/19G7	170	200

Angolo 135°
Corner 135°

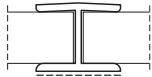
Accessori Accessories >

Serie 1T-08-10-12-13-14-15
Serie 20-22-25-27



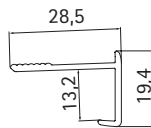
Terminale
Terminal

Code	mm	pcs
21/194T	80	200
21/1940	100	200
21/1942	120	200
21/1943	130	200
21/1944	140	200
21/1945	150	200
21/1947	170	200



Giunzione
Joint

Code	mm	pcs
21/192T	80	200
21/1920	100	200
21/1922	120	200
21/1923	130	200
21/1924	140	200
21/1925	150	200
21/1927	170	200


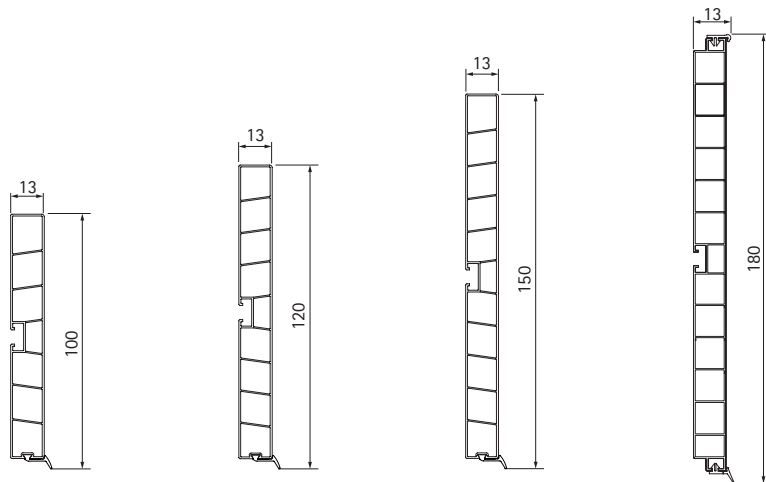


Terminale Easy Fit
Easy Fit terminal
Pag.74


Code	mm	pcs
21/19MT	80	200
21/19M0	100	200
21/19M2	120	200
21/19M4	140	200
21/19M5	150	200
21/19M7	170	200
21/19M8	180	200

Serie 50 > Zoccoli plastica rivestiti Plastic coated plinths

Tipologia di altezze e profili disponibili Types of heights and profiles available



Profilo Serie 50
Serie 50 profile



Profilo Serie 48
Serie 48 profile



Code	mm	mm	m	kg	m
20/50.400	100	4.000	60	24	180
20/52.400	120	4.000	60	28	180
20/55.400	150	4.000	48	28	144
20/48.400	180	4.000	48	24	144

Finitura: rivestito.
Finish: coated.

Pezzi speciali Special pieces



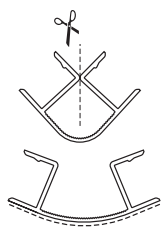
24/50.449
24/52.449
24/55.449
24/48.449

22/50.
22/52.
22/55.
22/48.

23/50.
23/52.
23/55.
23/48.

Accessori Accessories >

Serie 50-52-55-48

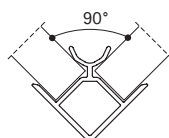


Multiangolo 90°
Multicorner 90°

Adatto a realizzare angoli esterni con apertura compresa tra 90° e 135°.
Suitable for external corners with spread between 90° and 135°.

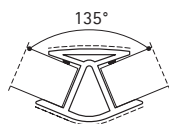


Code	mm	pcs
21/0950	100	200
21/0952	120	200
21/0955	150	200
21/0958	180	200



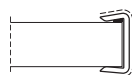
Angolo 90°
Corner 90°

Code	mm	pcs
21/09F0	100	200
21/09F2	120	200
21/09F5	150	200
21/09F8	180	200



Angolo 135°
Corner 135°

Code	mm	pcs
21/09G0	100	200
21/09G2	120	200
21/09G5	150	200
21/09G8	180	200



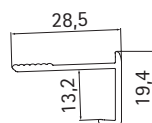
Terminale
Terminal

Code	mm	pcs
21/0940	100	200
21/0942	120	200
21/0945	150	200
21/0948	180	200



Giunzione
Joint

Code	mm	pcs
21/0920	100	200
21/0922	120	200
21/0925	150	200
21/0928	180	200

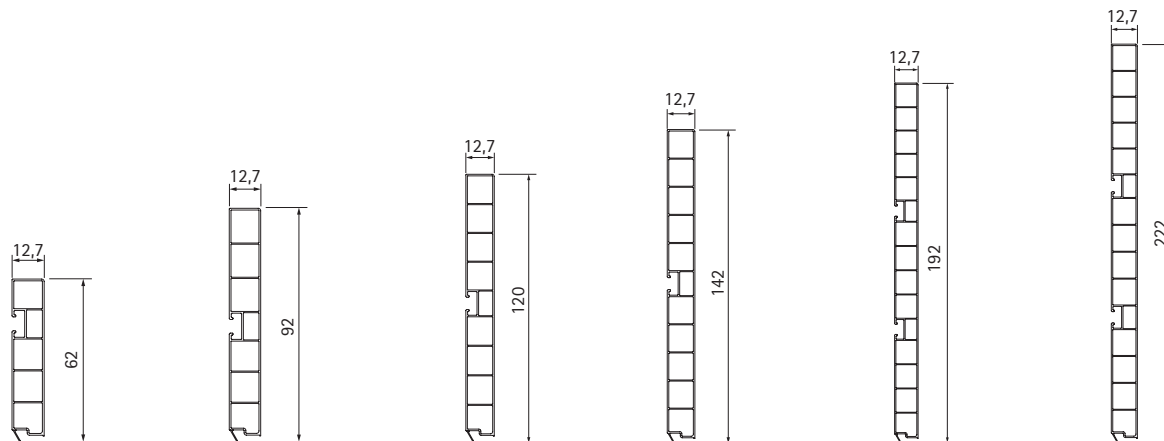


Terminale Easy Fit
Easy Fit terminal
Pag.74

Code	mm	pcs
21/19M0	100	200
21/19M2	120	200
21/19M5	150	200
21/19M8	180	200

Serie 80 > Zoccoli in plastica rivestiti Plastic coated plinths

Tipologia di altezze e profili disponibili Types of heights and profiles available




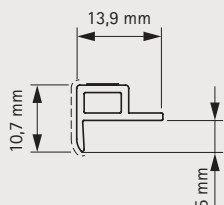
Profilo superiore
Serie 8S/80/85/8A/8D
Serie 8S/80/85/8A/8D profile



Code	mm	mm	m	kg	m
20/8S.400	62	4.000	60	19	300
20/80.400	92	4.000	60	20	300
20/82.400	120	4.000	60	22	300
20/85.400	142	4.000	48	23	240
20/8A.400	192	4.000	40	28	200
20/8D.400	222	4.000	32	28	160

Finitura: rivestito.
Finish: coated.

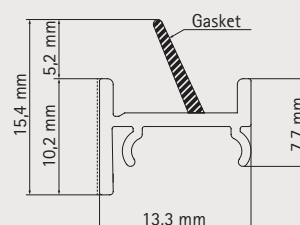
Pezzi speciali Special pieces



21/C2

Profilo compensatore con biadesivo
Height compensator profile with bi-adhesive tape

Finitura: rivestito.
Finish: coated.



21/C3

Profilo compensatore con guarnizione
Height compensator profile with gasket

Finitura: rivestito.
Finish: coated.

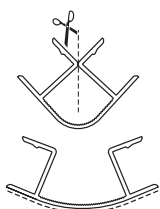
Accessori Accessories >

Serie 80

Multiangolo 90°
Multicorner 90°



Code	mm	pcs
21/195Z062	62	200
21/195Z092	92	200
21/195Z142	142	200
21/195Z192	192	200
21/195Z222	222	200



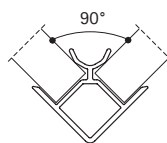
Adatto a realizzare angoli esterni con apertura compresa tra 90° e 135°.

Suitable for external corners with spread between 90° and 135°.

Angolo 90°
Corner 90°



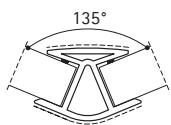
Code	mm	pcs
21/19FZ062	62	200
21/19FZ092	92	200
21/19FZ142	142	200
21/19FZ192	192	200
21/19FZ222	222	200



Angolo 135°
Corner 135°



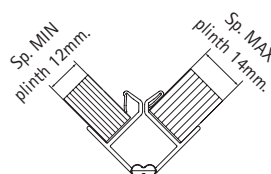
Code	mm	pcs
21/19GZ062	62	200
21/19GZ092	92	200
21/19GZ142	142	200
21/19GZ192	192	200
21/19GZ222	222	200



Angolo Jolly
Jolly corner
Pag.72



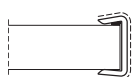
Code	mm	pcs
21/19.HZ062	62	200
21/19.HZ092	92	200
21/19.HZ142	142	200
21/19.HZ192	192	200
21/19.HZ222	222	200



Terminale
Terminal



Code	mm	pcs
21/194Z062	62	200
21/194Z092	92	200
21/194Z142	142	200
21/194Z192	192	200
21/194Z222	222	200



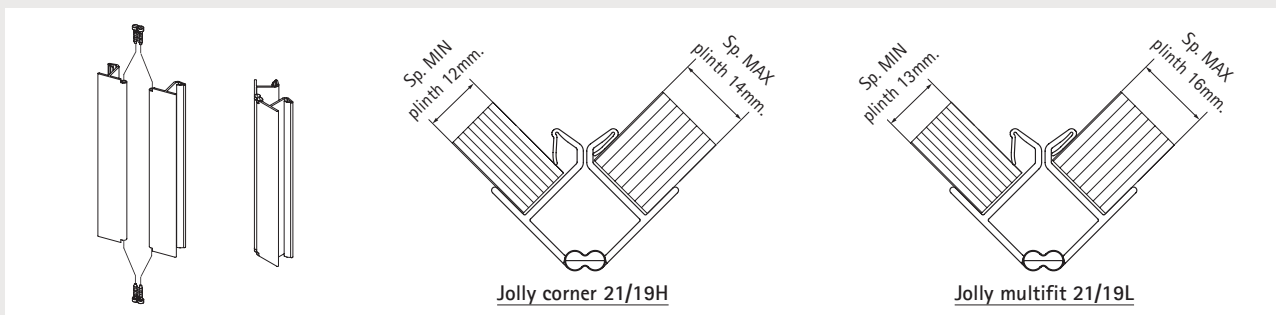
Giunzione
Joint



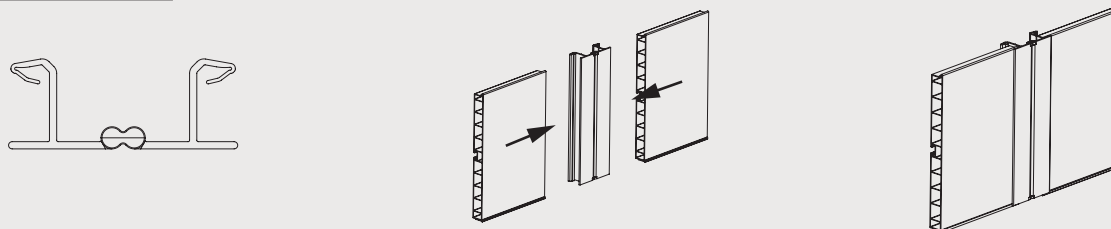
Code	mm	pcs
21/192Z062	62	200
21/192Z092	92	200
21/192Z142	142	200
21/192Z192	192	200
21/192Z222	222	200



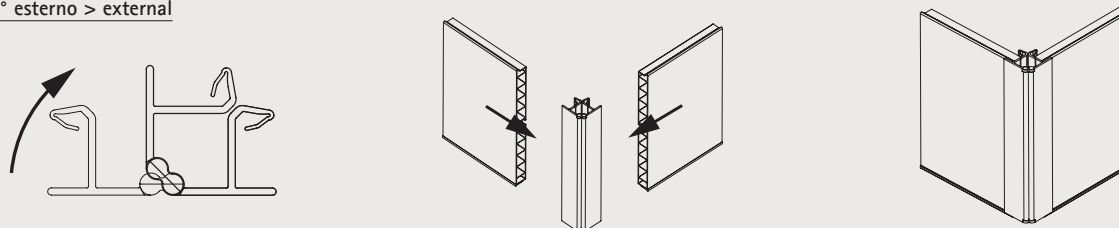
Jolly corner / Jolly multifit >



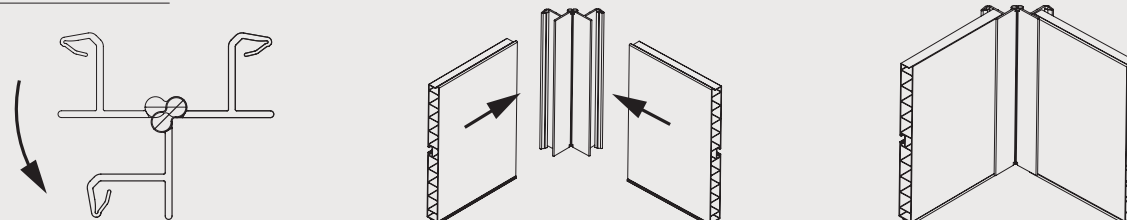
A. Giunzione > Junction



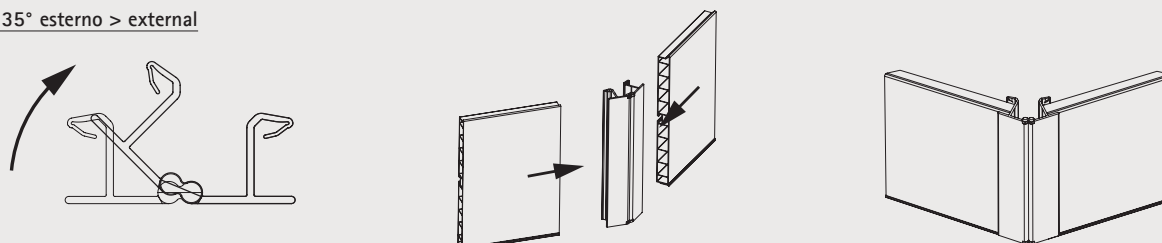
B. 90° esterno > external



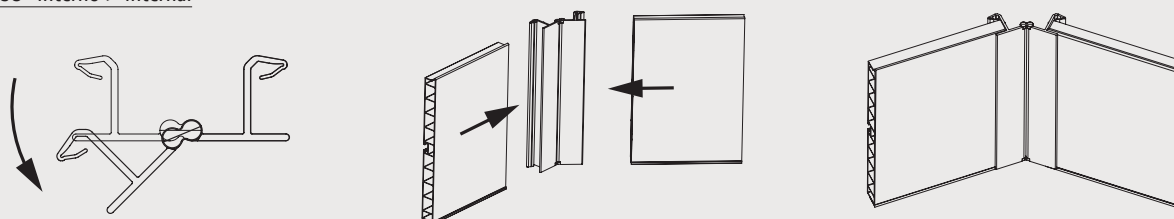
C. 90° interno > internal



D. 135° esterno > external



E. 135° interno > internal




Jolly corner >

A. Jolly corner 21/19H

Caratteristiche: accessorio angolo 90°-135°-180° per raccordare zoccoli con spessore da 12 ±1mm

Features: 90°-135°-180° corner to joint plinths with thickness from 12 ±1mm



Angolo Jolly
Jolly corner
Pag.60



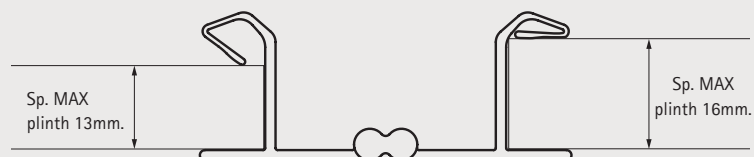
Code	mm	pcs
21/19.HT	80	200
21/19.H0	100	200
21/19.H2	120	200
21/19.H4	140	200
21/19.H5	150	200
21/19.H7	170	200

Jolly multifit >

B. Jolly multifit 21/19L

Caratteristiche: accessorio angolo 90°-135°-180° per raccordare zoccoli con diverso spessore da min.13 a max.16mm

Features: 90°-135°-180° corner to joint plinths with thickness from 13mm to 16mm




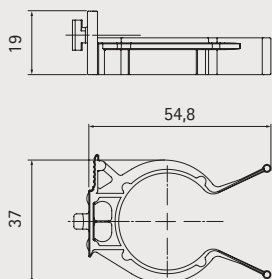
Jolly multifit



Code	mm	pcs
21/19.LT	80	200
21/19.L0	100	200
21/19.L2	120	200
21/19.L4	140	200
21/19.L5	150	200
21/19.L8	180	200

Gancio Easyfit >

Easyfit Clip




Per zoccoli in plastica e alluminio
For plastic and aluminium plinths



Code	pcs	kg	pcs
10/06.155	2.000	10	4.000

Tubi utilizzati
Tubes to be used

serie 01 pag.14	serie 09 pag.19	serie 30 pag.32
serie 02 pag.15	serie S3 pag.20	serie 31 pag.30
serie 03 pag.17	serie 04 pag.24	serie T0 pag.43



Terminale Easy Fit
Easy Fit corner



Code	mm	pcs
21/19MT	80	200
21/19M0	100	200
21/19M2	120	200
21/19M4	140	200
21/19M5	150	200
21/19M7	170	200
21/19M8	180	200

Per zoccoli in plastica
For plastic plinths



Terminale Easy Fit
Easy Fit corner



Code	mm	pcs
21/29MT.AL	80	200
21/29M0.AL	100	200
21/29M2.AL	120	200
21/29M5.AL	150	200
21/29M6.AL	160	200
21/29M8.AL	180	200
21/29MA.AL	200	200

Per zoccoli in alluminio
For aluminium plinths



Terminale Easy Fit
Easy Fit corner

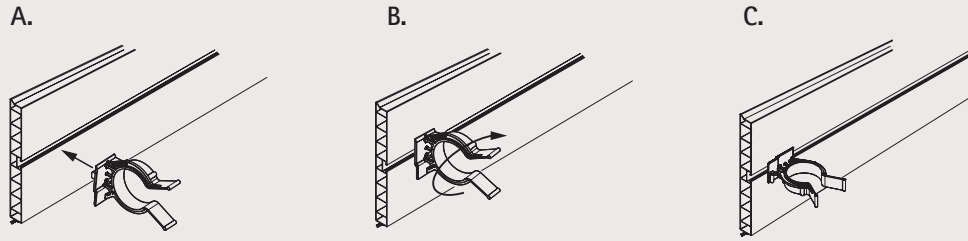


Code	mm	pcs
21/29JT.AL	80	200
21/29J0.AL	100	200
21/29J2.AL	120	200
21/29J5.AL	150	200
21/29J6.AL	160	200
21/29J8.AL	180	200
21/29JA.AL	200	200

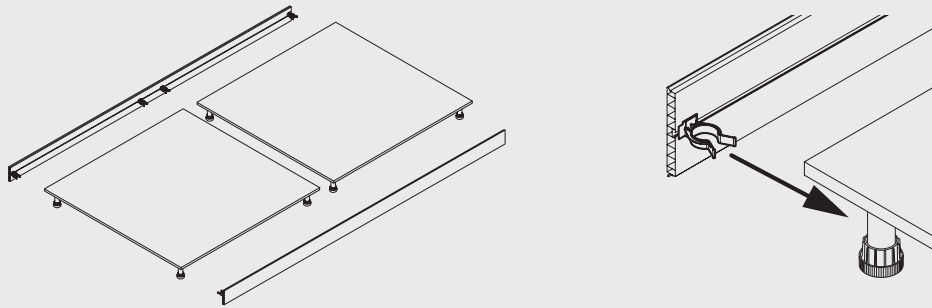
Per zoccoli in alluminio
For aluminium plinths

Guida all'installazione | installation guide

> Step 1



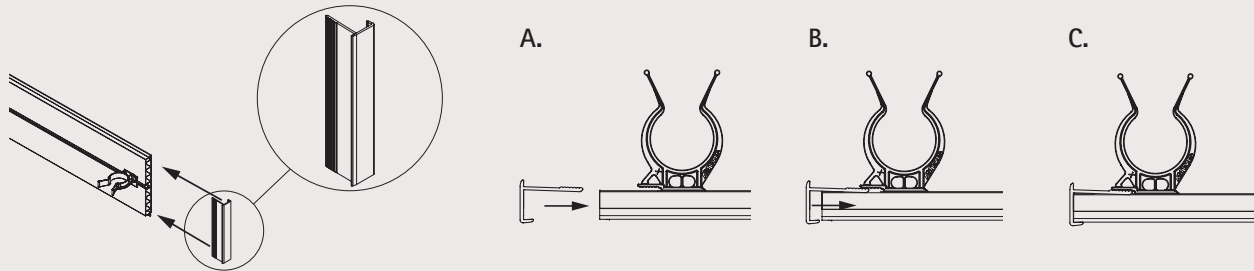
> Step 2



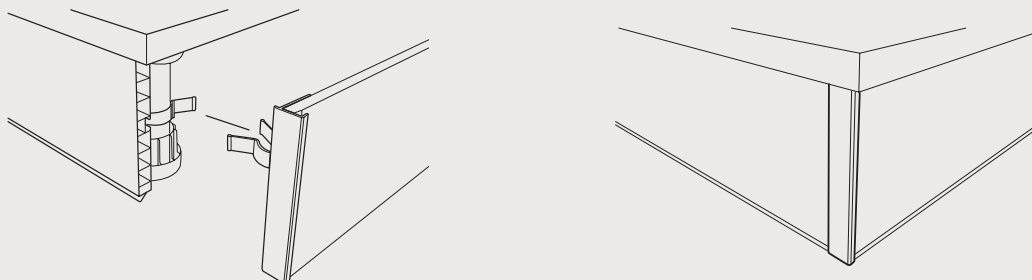
> Step 3



> Step 4



> Step 5

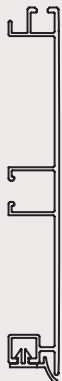


Zoccoli in alluminio

Aluminium plinths



Serie 1R AL
pag.78



Serie 10 AL
pag.80

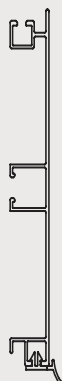


Serie 10 CR
pag.81

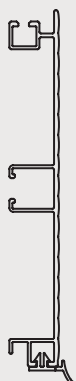


Serie 10 MR
pag.82

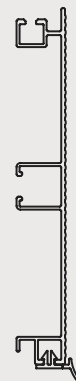
- Realizzati in lega EN-AW 6060-T5, UNI EN 755-2 con finiture superficiali anodizzate a scopo protettivo e decorativo.
 - Rivestiti con i decorativi :
 - carta impregnata attestata per la resistenza al calore (UNI 9116/9117), alla luce (UNI 9427/89), all'abrasione (UNI 9115), alle macchie (UNI 9114).
 - tranciato grezzo (varie essenze su richiesta).
 - foglia di alluminio anodizzato.
 - l'incollaggio del rivestimento ai profili avviene mediante applicazione di primer e colle esenti da solventi.
 - Guarnizioni: compound morbido shore A 70 ±2 secondo ISO R 868
 - Accessori: profili angolo 90°- 135° giunzione, multiangolo, ottenuti per estrusione e rivestiti con medesima finitura dello zoccolo.
- Alloy EN-AW 6060-T5, UNI EN 755-2 anodized for a better surface resistance and look.
 - Wrapped with various types of foil:
 - impregnated paper, tested for heat resistance (UNI 9116/9117), light (UNI 9427/89), abrasion, (UNI 9115) and stains (UNI 9114)..
 - raw veneer.
 - real anodized aluminum foil.
 - Gluing process made with primer and solvent-free glues.
 - Soft rubber gasket shore A 70 ±2 according to ISO R 868
 - Accessories: 90° 135° corners, h-joint, universal corner produced by extrusion and wrapped with foil matching the plinth.



Serie 3T AL
pag.86



Serie 30 CR
pag.87




Serie 30 MR
pag.88


Finiture alluminio

Finishes

Per una reale valutazione, contattare il nostro ufficio tecnico-commerciale.
For a more precise colour evaluation, please contact our technical-commercial office.



- 01 anodizzato lucido
- 01 glossy anodised



- 04 anodizzato acciaio
- 04 steel anodised




- 07 anodizzato naturale spazzolato
- 07 natural anodised brushed



- 09 alluminio anodizzato nero spazzolato
- 09 black brushed anodized aluminium



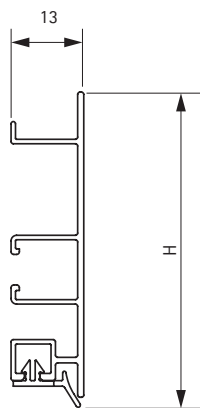
- 11 testa di moro spazzolata
- 11 natural anodised brushed



- 23 inox spazzolato
- 23 inox brushed

Serie 1R AL > Zoccoli in alluminio Aluminium plinths

Tipologia di altezze e profili disponibili Types of heights and profiles available



Profilo Serie 1R AL
Serie 1R AL profile



Profilo Serie 1R ALR
Serie 1R ALR profile



Code	mm	mm	m	kg	m
20/1R.400AL	60	4.000	60	18	180
20/1R.400ALR	60	4.000	48	26	144

Guarnizione a semi-scomparsa
Anodised, semi-hidden gasket

Pezzi speciali Special pieces



24/1R.AL
24/1R.AL.R



22/1R. AL
22/1R. AL.R



23/1R. AL
23/1R. AL.R

Accessori Accessories >

Serie 1R AL - 1R ALR



Angolo 90°
Corner 90°



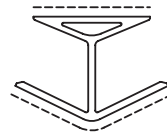
Code	mm	pcs
21/29.5R	60	100



Angolo 135°
Corner 135°



Code	mm	pcs
21/29.3R	60	100



Multiangolo con snodo
Multicorner with joint



Code	mm	pcs
21/29DR.AL	60	100

Alluminio anodizzato
Anodized aluminum



Multiangolo con snodo
Multicorner with joint



Code	mm	pcs
21/29DR.AL	60	100

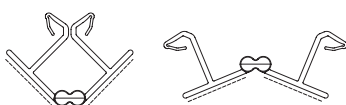
Alluminio rivestito
Coated aluminum



Angolo jolly
Jolly corner



Code	mm	pcs
21/19.HR	60	100



Giunzione
Joint


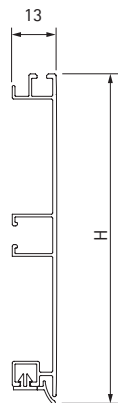


Code	mm	pcs
21/29.2R	60	100



Serie 10 AL > Zoccoli in alluminio Aluminium plinths

Tipologia di altezze e profili disponibili Types of heights and profiles available



Anodizzato, guarnizione a semi-scomparsa
Anodised, semi-hidden gasket



Code	mm	mm	m	kg	m
20/1T.400AL	80	4.000	60	27	180
20/10.400AL	100	4.000	60	31	180
20/12.400AL	120	4.000	60	34	180
20/15.400AL	150	4.000	48	32	240
20/16.400AL	160	4.000	48	36	240
20/18.400AL	180	4.000	40	34	200
20/1A.400AL	200	4.000	40	43	200


Pezzi speciali Special pieces



24/1T.449.AL
24/10.449.AL
24/12.449.AL
24/15.449.AL
24/16.449.AL
24/18.449.AL
24/1A.449.AL



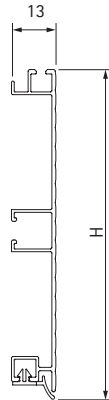
22/1T. AL
22/10. AL
22/12. AL
22/15. AL
22/16. AL
22/18. AL
22/1A. AL



23/1T. AL
23/10. AL
23/12. AL
23/15. AL
23/16. AL
23/18. AL
23/1A. AL

Serie 10 CR > Zoccoli in alluminio Aluminium plinths

Tipologia di altezze e profili disponibili Types of heights and profiles available




Centorighe anodizzato,
guarnizione a semi-scomparsa
Centorighe anodised,
semi-hidden gasket




Code	mm	mm	m	kg	m
20/10.400CR	100	4.000	60	31	180
20/12.400CR	120	4.000	60	34	180
20/14.400CR	140	4.000	48	34	180
20/15.400CR	150	4.000	48	32	240
20/18.400CR	180	4.000	40	34	200


Pezzi speciali Special pieces



24/10.449.CR
24/12.449.CR
24/14.449.CR
24/15.449.CR
24/18.449.CR




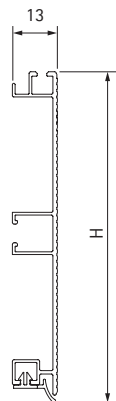
22/10.CR
22/12.CR
22/14.CR
22/15.CR
22/18.CR



23/10. CR
23/12. CR
23/14. CR
23/15. CR
23/18. CR

Serie 10 MR > Zoccoli in alluminio Aluminium plinths

Tipologia di altezze e profili disponibili Types of heights and profiles available




Millerighe anodizzato,
guarnizione a semi-scomparsa
Millerighe anodised,
semi-hidden gasket



Code	mm	mm	m	kg	m
20/10.400MR	100	4.000	60	31	180
20/12.400MR	120	4.000	60	34	180
20/15.400MR	150	4.000	48	32	240
20/18.400MR	180	4.000	40	34	200

Pezzi speciali Special pieces



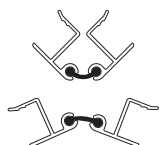
24/10.449.MR
24/12.449.MR
24/14.449.MR
24/15.449.MR
24/18.449.MR

22/10.MR
22/12.MR
22/14.MR
22/15.MR
22/18.MR

23/10. MR
23/12. MR
23/14. MR
23/15. MR
23/18.MR

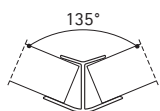
Accessori Accessories >

Serie 1T 10-12-15-16-18-1A AL
 10-12-14-15-18 CR
 10-12-15-18 MR



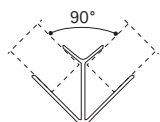
Multiangolo
Multicorner

Code	mm	pcs
21/295T.AL	80	100
21/2950.AL	100	100
21/2952.AL	120	100
21/2954.AL	140	100
21/2955.AL	150	100
21/2956.AL	160	100
21/2958.AL	180	100
21/295A.AL	200	100




Angolo 135° A3
Corner 135° A3

Code	mm	pcs
21/293T.AL	80	100
21/2930.AL	100	100
21/2932.AL	120	100
21/2934.AL	140	100
21/2935.AL	150	100
21/2936.AL	160	100
21/2938.AL	180	100
21/293A.AL	200	100



Angolo 90° AC
Corner 90° AC

Code	mm	pcs
21/29CT.AL	80	100
21/29C0.AL	100	100
21/29C2.AL	120	100
21/29C4.AL	140	100
21/29C5.AL	150	100
21/29C6.AL	160	100
21/29C8.AL	180	100
21/29CA.AL	200	100

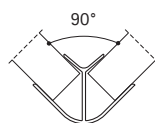


Giunzione
joint

Code	mm	pcs
21/29.2T.AL	80	100
21/2920.AL	100	100
21/2922.AL	120	100
21/2924.AL	140	100
21/2925.AL	150	100
21/2926.AL	160	100
21/2928.AL	180	100
21/292A.AL	200	100

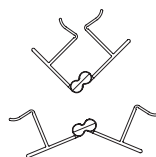
Accessori Accessories >

Serie 1T 10-12-15-16-18-1A AL
10-12-14-15-18 CR
10-12-15-18 MR



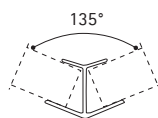
Angolo 90° A1
Corner 90° A1

Code	mm	pcs
21/291T.AL	80	100
21/2910.AL	100	100
21/2912.AL	120	100
21/2914.AL	140	100
21/2915.AL	150	100
21/2916.AL	160	100
21/2918.AL	180	100
21/291A.AL	200	100



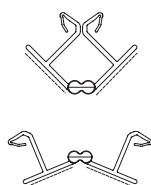
Multiangolo
Multicorner

Code	mm	pcs
21/29DT.AL	80	100
21/29D0.AL	100	100
21/29D2.AL	120	100
21/29D4.AL	140	100
21/29D5.AL	150	100
21/29D6.AL	160	100
21/29D8.AL	180	100
21/29DA.AL	200	100



Angolo 135° AB
Corner 135° AB

Code	mm	pcs
21/29BT.AL	80	100
21/29B0.AL	100	100
21/29B2.AL	120	100
21/29B4.AL	140	100
21/29B5.AL	150	100
21/29B6.AL	160	100
21/29B8.AL	180	100
21/29BA.AL	200	100

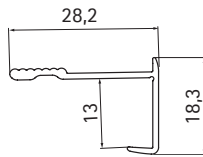


Angolo jolly
Jolly corner

Code	mm	pcs
21/19HT	80	100
21/19H0	100	100
21/19H2	120	100
21/19H4	140	100
21/19H5	150	100
21/19H6	160	100
21/19H8	180	100
21/19HA	200	100

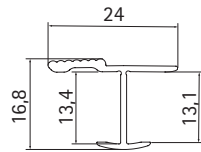
Accessori Accessories >

Serie 1T 10-12-15-16-18-1A AL
 10-12-14-15-18 CR
 10-12-15-18 MR



Terminale Easy Fit
 Easy Fit terminal
 Pag.74

Code	mm	pcs
21/29MT.AL	80	100
21/29M0.AL	100	100
21/29M2.AL	120	100
21/29M4.AL	140	100
21/29M5.AL	150	100
21/29M6.AL	160	100
21/29M8.AL	180	100
21/29MA.AL	200	100


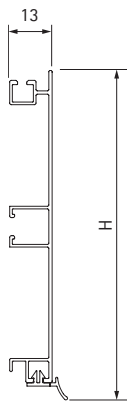


Joint Easy Fit
 Easy Fit Joint
 Pag.74

Code	mm	pcs
21/29JT.AL	80	100
21/29J0.AL	100	100
21/29J2.AL	120	100
21/29J4.AL	140	100
21/29J5.AL	150	100
21/29J6.AL	160	100
21/29J8.AL	180	100
21/29JA.AL	200	100

Serie 3T AL > Zoccoli in alluminio Aluminium plinths

Tipologia di altezze e profili disponibili Types of heights and profiles available




Anodizzato, guarnizione a vista
Anodised, visible gasket




Code	mm	mm	m	kg	m
20/3T.400AL	80	4.000	60	27	180
20/30.400AL	100	4.000	60	31	180
20/32.400AL	120	4.000	60	34	180
20/35.400AL	150	4.000	48	32	240
20/36.400AL	160	4.000	48	33	240
20/38.400AL	180	4.000	40	34	200


Pezzi speciali Special pieces



24/3T.449.AL
24/30.449.AL
24/32.449.AL
24/35.449.AL
24/36.449.AL
24/38.449.AL
24/3A.449.AL



22/3T. AL
22/30. AL
22/32. AL
22/35. AL
22/36. AL
22/38. AL
22/3A. AL

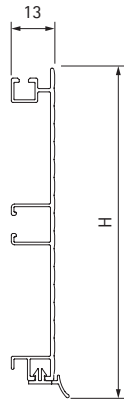


23/3T. AL
23/30. AL
23/32. AL
23/35. AL
23/36. AL
23/38. AL
23/3A. AL

Serie 30 CR>

Zoccoli in alluminio Aluminium plinths

Tipologia di altezze e profili disponibili Types of heights and profiles available




Centorighe anodizzato,
guarnizione a vista
Centorighe anodised,
visible gasket



Code	mm	mm	m	kg	m
20/30.400CR	100	4.000	60	31	180
20/32.400CR	120	4.000	60	34	180
20/34.400CR	140	4.000	48	34	180
20/35.400CR	150	4.000	48	32	240
20/38.400CR	180	4.000	40	34	200

Pezzi speciali Special pieces




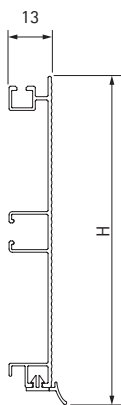
- 24/30.449.CR
- 24/32.449.CR
- 24/34.449.CR
- 24/35.449.CR
- 24/38.449.CR

- 22/30.CR
- 22/32.CR
- 22/34.CR
- 22/35.CR
- 22/38.CR

- 23/30. CR
- 23/32. CR
- 23/34. CR
- 23/35. CR
- 23/38. CR

Serie 30 MR > Zoccoli in alluminio Aluminium plinths

Tipologia di altezze e profili disponibili Types of heights and profiles available




Millerighe anodizzato,
guarnizione a vista
Millerighe anodised,
visible gasket




Code	mm	mm	m	kg	m
20/30.400MR	100	4.000	60	31	180
20/32.400MR	120	4.000	60	34	180
20/35.400MR	150	4.000	48	32	240
20/38.400MR	180	4.000	40	34	200


Pezzi speciali Special pieces



24/30.449.MR
24/32.449.MR
24/35.449.MR
24/38.449.MR



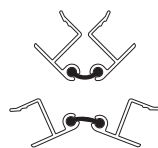
22/30.MR
22/32.MR
22/35.MR
22/38.MR



23/30. MR
23/32. MR
23/35. MR
23/38. MR

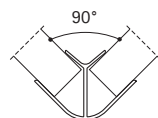
Accessori Accessories >

Serie 3T 30-32-35-36-38-3A AL
 30-32-34-35-38 CR
 30-32-35-38 MR



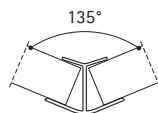
Multiangolo
 MulticorneR

Code	mm	pcs
21/095T.AL	80	100
21/0950.AL	100	100
21/0952.AL	120	100
21/0954.AL	140	100
21/0955.AL	150	100
21/0956.AL	160	100
21/0958.AL	180	100
21/095A.AL	200	100



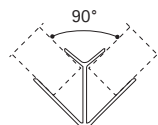
Angolo 90° A1
 Corner 90° A1

Code	mm	pcs
21/091T.AL	80	100
21/0910.AL	100	100
21/0912.AL	120	100
21/0914.AL	140	100
21/0915.AL	150	100
21/0916.AL	160	100
21/0918.AL	180	100
21/091A.AL	200	100



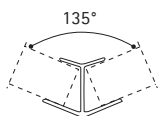
Angolo 135° A3
 Corner 135° A3

Code	H mm	pcs
21/093T.AL	80	100
21/0930.AL	100	100
21/0932.AL	120	100
21/0934.AL	140	100
21/0935.AL	150	100
21/0936.AL	160	100
21/0938.AL	180	100
21/093A.AL	200	100



Angolo 90° AC
 Corner 90° AC

Code	H mm	pcs
21/09CT.AL	80	100
21/09C0.AL	100	100
21/09C2.AL	120	100
21/09C4.AL	140	100
21/09C5.AL	150	100
21/09C6.AL	160	100
21/09C8.AL	180	100
21/09CA.AL	200	100



Angolo 135° AB
Corner 135° AB

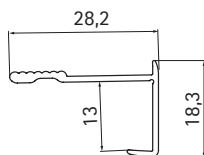


Code	H mm	pcs
21/09BT.AL	80	100
21/09B0.AL	100	100
21/09B2.AL	120	100
21/09B4.AL	140	100
21/09B5.AL	150	100
21/09B6.AL	160	100
21/09B8.AL	180	100
21/09BA.AL	200	100



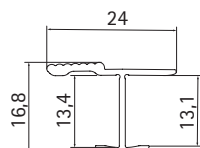
Giunzione
joint

Code	H mm	pcs
21/092T.AL	80	100
21/0920.AL	100	100
21/0922.AL	120	100
21/0924.AL	140	100
21/0925.AL	150	100
21/0926.AL	160	100
21/0928.AL	180	100
21/092A.AL	200	100



Terminale Easy Fit
Easy Fit terminal
Pag.74

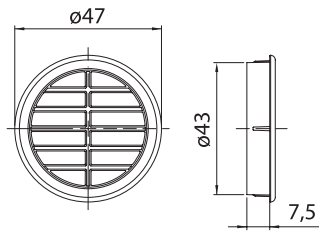
Code	mm	pcs
21/29MT.AL	80	100
21/29M0.AL	100	100
21/29M2.AL	120	100
21/29M4.AL	140	100
21/29M5.AL	150	100
21/29M6.AL	160	100
21/29M8.AL	180	100
21/29MA.AL	200	100





Joint Easy Fit
Easy Fit Joint
Pag.74

Code	mm	pcs
21/29JT.AL	80	100
21/29J0.AL	100	100
21/29J2.AL	120	100
21/29J4.AL	140	100
21/29J5.AL	150	100
21/29J6.AL	160	100
21/29J8.AL	180	100
21/29JA.AL	200	100

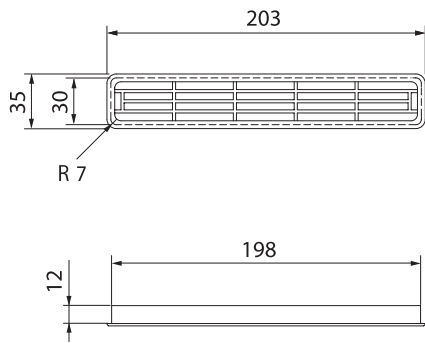
Accessori per zoccoli > Accessories for plinths





Code	 pcs	 pcs
21/90.443	300	300

Colori/Colours
BI-NR-RC-RS-NO-FG-MA-GR-NC-AV


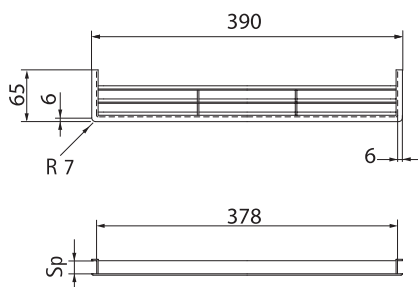
Colori verniciati/Varnished colours
CR






Code	 pcs	 pcs
21/90.444	100	100

Colori/Colours
BI-NR-RC-RS-NO-VR-MA-GR-NC-AV-FG

Colori verniciati/Varnished colours
CR



Code	 mm	 m	 pcs
21/90.449	13	170	170
21/90.448	16	170	170

Colori/Colours
BI-NR-RC-RS-NO-MA-GR-NC-AV-GA

Sistema cassetto zoccolo

Trolley system



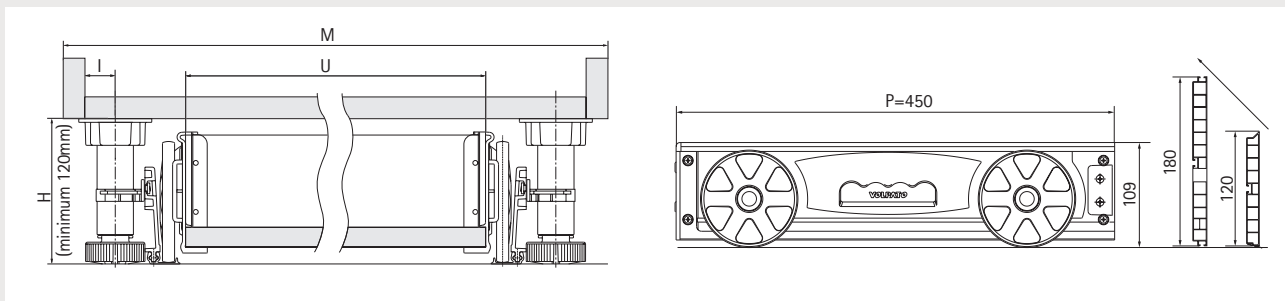
Sistema cassetto zoccolo montato su ruote, studiato per un utilizzo ulteriore dello spazio in modo semplice ed economico è compatibile con tutti i modelli di zoccolo di altezza minima 120 mm.

Tappi chiusura zoccolo.
Altezza e colore secondo specifiche del cliente.

The Trolley System has been studied for using extra space in a simple and economic way, it is compatible with all models of plinth profile of 120 mm minimum height.

Closure caps for plinth profile. Height and colour according to customer request.

M	I	U	P
600 mm	25 mm	398 mm	450 mm
800 mm	25 mm	598 mm	450 mm
900 mm	25 mm	698 mm	450 mm
1000 mm	25 mm	798 mm	450 mm
1200 mm	25 mm	998 mm	450 mm





Serie 18 > Sistema cassetto zoccolo Trolley system

Kit senza pannelli smontato *Unassembled kit without side panels*



Code	kit	kg	kit
60/18.030	18	18	90

Il kit comprende
 Nr. 2 spondine dx e sx con ruote
 Nr. 1 accessori per fissaggio frontalino;
 Nr. 1 maniglia universale;
 Nr. 2 binari in alluminio;
 Nr. 4 attacchi guida;
 Nr. 4 ganci 10/06.151.

The kit includes
 Nr. 2 side panels right and left with wheels;
 Nr. 1 accessory set for frontal fastening;
 Nr. 1 universal handle;
 Nr. 2 binary guides in aluminium;
 Nr. 4 guide fasteners;
 Nr. 4 clips 10/06.151.

Code	-	-	-
21/601.C001	-	-	-

2 terminali per coprire teste zoccolo
 Colore e altezza a richiesta.

2 closure terminals to cover plinth sides
 Colour and height on request

Serie 18 > Sistema cassetto zoccolo Trolley system

Kit con pannelli montato *Assembled kit with side panels*



Code	mm	mm	mm
60/10.1060	600	16	417
60/10.1080	800	16	562
60/10.1090	900	16	767
60/10.1120	1200	16	867
60/10.1060	600	18	413
60/10.1080	800	18	563
60/10.1090	900	18	763
60/10.1120	1200	18	863

Colore standard: Grigio
Per colori diversi contattare il nostro ufficio tecnico-commerciale.

Standard colour: Grey
For different colours please contact our technical-commercial depts.

Kit con pannelli smontato *Unassembled kit with side panels*



Code	mm	mm	mm
60/10.5060	600	16	417
60/10.5080	800	16	567
60/10.5090	900	16	767
60/10.5120	1200	16	867
60/10.5060	600	18	413
60/10.5080	800	18	563
60/10.5090	900	18	763
60/10.5120	1200	18	863

Il kit comprende
Nr. 1 fondo, 1 frontale, 1 schiena;
Nr. 2 spondine dx e sx con ruote;
Nr. 1 accessorio per fissaggio frontalino;
Nr. 1 maniglia universale;
Nr. 2 binari in alluminio;
Nr. 4 attacchi guida;
Nr. 4 ganci 10/06.151.

The kiti ncludes
Nr. 1 base, 1 frontal and, 1 back;
Nr. 2 side panels right and left with wheels;
Nr. 1 accessory set frontal fastening;
Nr. 1 universal handle;
Nr. 2 binary guides in aluminium;
Nr. 4 guide fasteners;
Nr. 4 clips 10/06.151.

Colore standard: Grigio
Per colori diversi contattare il nostro ufficio tecnico-commerciale.

Standard colour: Grey
For different colours please contact our technical-commercial depts.